


ArtaGlass

*Handmade Architectural Glass by
Gustav van Treeck Studios, Munich*

Our passion for design has driven us to develop and provide collections of art glass solutions that are ready to go and suit numerous applications. Let us catch your imagination, flare, and ideas; turning them into unique, bold and bespoke pieces for you to make a real statement!

10	TEXTURE GLASS
26	ETCH GLASS
42	PATTERN
64	MIRROR ANTIQUE
80	MIRROR METAL MESH
92	LAMINATE TEXTILE
110	LAMINATE STONE GLASS
122	MONOLITHIC GLASS
132	COLOR LAMINATED GLASS



With *ArtaGlass* we can support you with design and engineering solutions. We want you to enjoy the journey with us - inspiring future generations, environments, and business for years to come. Challenge us! We are very proud of our heritage, but we always want to shape the future. Our team of very talented designers, craft people, and project managers want to create luxury that is enjoyed and loved all over the world. Today, we want your experience with us to be inspirational, enlightening, enjoyable, meticulous, delivered and genuine.



OUR HERITAGE

Gustav van Treeck Studio were founded in 1887 in Munich. They stand for tradition and innovation: In cooperation with internationally renowned artists we create masterpieces of modern glass painting, glass sculptures, exclusive mosaics, works in float glass painting or fusing technology, glass and mosaic restorations as well as reconstructions.

You want to create art and design to enhance an architectural oeuvre or to conserve an architectural masterpiece - we are there to guide and assist you. Lead by the great affinity for striking creative concepts the studio has built an international reputation for design and innovation, and the vision continues with ongoing research and development, in both materials and processes.

We are continuously expanding the boundaries of what can be achieved in creating new applications, forms, and textures. Our goal is to implement and promote architectural art glass, offering a wide range of designs and unique solutions. With proven project management, design, professional associates, and state-of-the-art production facility; we can offer solutions for every challenge in glass and architecture.




The development of the company is through our experience in a wide range of projects with the most challenging designs in glass and in close co-operation with architects and artists. Gustav van Treeck has gained the experience that we will share with you on our journey. Our flexible and innovative approach – to solving all of your requirements – will enable us to find a solution together that will be amazing.



BESPOKE DESIGN WITH YOU

We can produce any bespoke designs created and inspired by our clients. The diversity of decorative glass technologies enables us to find a solution that will be both completely unique and fit for purpose. Our design and technical team collaborate thoroughly with designers and architects from their initial idea through to design development, sampling, technical solutions and to the final installation of the glass. This empowers you with the flexibility to realise your designs, it is functional and fit for purpose and makes sense financially.



Texture Glass



Texture Glass is a kiln-formed glass that reflects the imprinted shape of the design surface it is placed on before heating. Our designers have created a collection of eight different nature-inspired textures that can be either translucent or in combination with colours and mirror backed surfaces. When blended with a mirrored background the glass appears more textured and iridescent and the colour more vibrant. These forms offer partition and privacy in numerous private and commercial applications.










Translucent Texture Glass

ORGANIC SERIES




STILL



RAIN



DRIP



BREEZE




STREAM



WAVE



BARK



RAKE

INTAGLIO SERIES



INTAGLIO DOT



INTAGLIO SQUARE



INTAGLIO SPACE



INTAGLIO RIBBED

Metallic Texture Glass

METALLIC SERIES



GOLD



DARK GOLD



SILVER



BRONZE



GALENA



COPPER OXIDE




DARK BRASS



DARK METAL

INTAGLIO METALLIC SERIES



INTAGLIO GOLD DOT



INTAGLIO MOSS SQUARE



INTAGLIO GALENA SPACE



INTAGLIO RIBBED SILVER

Solid

TERRESTRIAL SERIES



IRIDESCENT GREEN



BRACK



MERCURY DUST



MOSS WALL



EMERALD GREEN



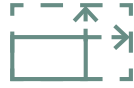
WATER FOREST



WOOD ROOT



SCARAB GREEN



MAX. DIMENSIONS
2900 x 1900 mm



THICKNESS
4, 5, 6, 8, 10, 12, 15 mm



SAFETY TREATMENT
tempered, laminated,
tempered and laminated



GLASS TYPE
low iron, float, blue,
bronze, grey, green




PROCESSING OPTIONS
drilling holes, cnc
cutouts, shaping



APPLICATIONS
balustrade, cladding,
facades, dividers, feature
walls, lighting, partitions







Glitch glass



With our innovative micro ETCH technique, we are able to produce any design on glass in a translucent and smooth satin finish. The surface itself is durable and long-lasting. Our collections provide numerous varieties of patterns in combination with our other glass techniques and technologies. When the etched glass surface is combined with a mirror pattern the result is a beautiful, decorative glass that allows the light through but obscuring the view for privacy.









Hortensia Series



HORTENSIA SINGLE ETCH



HORTENSIA DOUBLE ETCH



COLOUR HORTENSIA ETCH



HORTENSIA MIRROR MUTATION



HORTENSIA MIRROR ETCH

Leaf Series



LEAF SINGLE ETCH



LEAF DOUBLE ETCH



COLOUR LEAF ETCH



LEAF MIRROR MUTATION




LEAF MIRROR ETCH

Line Series




SINGLE LINE ETCH



MIRROR LINE ETCH



INTERFERENCE MIRROR ETCH



WAVE ETCH



ANTIQUÉ MIRROR ETCH

Thread Series



SIMPLE THREAD ETCH



DOUBLE THREAD ETCH



COLOR THREAD ETCH




MIRROR THREAD ETCH

String Series



SINGLE STRING ETCH



DOUBLE STRING ETCH



COLOR STRING ETCH



MIRROR STRING ETCH



ANTIQUE STRING ETCH

Membrane Mask Series



SINGLE OXIDE MASK



SINGLE MEMBRANE MASK



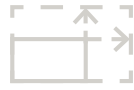
ANTIQUE MIRROR MEMBRANE



GREEN GALENA MEMBRANE



OXIDE MEMBRANE MASK




MAX. DIMENSIONS
3100 x 1500 mm



THICKNESS
single glass 4, 5, 6, 8, 10, 12, 15 mm
double glass 8, 10, 12, 16, 20, 24 mm



SAFETY TREATMENT
tempered, laminated,
tempered and laminated



GLASS TYPE
low iron, float, blue,
bronze, grey, green





PROCESSING OPTIONS
drilling holes, cnc
cutouts, shaping



APPLICATIONS
balustrade, cladding, doors,
dividers, feature walls, facades,
partitions









Pattern Mirror




Our pattern mirror collection delivers an infinite variety of patterns on either a single plate or laminated glass. Applying a mirror to both sides of glass creates depth, movement, and shade inside the glass panel. Because we control every stage of the manufacturing process we can adjust any of our techniques to suit your needs e.g. silvering (mirroring), colouring, by using different types of glass, etc. but ultimately the choice is yours. Pattern mirrors are a great solution for interior walls and space partitions by reflecting light, adding privacy and creating a luxury feel.

PIXEL • INTERPOLATION • SHADOW • DIAMOND • MEMBRANE
• NORTHERN CRYSTAL • MIRROR DOT • SINGLE LAYER GLASS



















Single Layer Glass Series



SIMPLE PIXEL




SIMPLE LINE




SIMPLE DIAMOND



OXIDE PIXEL




OXIDE SHADOW




SIMPLE DOT SEDIMENT


Interpolation Series



GRID OXIDE




LINE WAVE




BACK VIEW GOLD



BACK VIEW COPPER




HALF VIEW COPPER




COPPER NOISE


Shadow Series



GOLD SHADOW




SILVER SHADOW



GRAY SHADOW




RED SHADOW




BROWN SHADOW

Diamond Series



SMALL DIAMOND



DIAMOND OXIDE




SPACE DIAMOND



MEGA DIAMOND


Membrane Series



GALENA MEMBRANE GOLD



GALENA MEMBRANE PLATINUM



BLACK MIRROR MEMBRANE



TRANS COPPER MEMBRANE



GALENA MINE MEMBRANE



SILVER TRANS MEMBRANE

Northern Crystal Series




TRANS GALENA STAR



SILVER GREY GRID STAR

PATTERN MIRROR • 58



SILVER OXIDE STAR



GOLD OXIDE STAR



MIMIC STAR




GOLDEN GRID STAR

Pixel Series




GREY PIXEL MIRROR



BROWN PIXEL MIRROR



COPPER PIXEL MIRROR



DUAL PIXEL




MEMBRANE PIXEL




OXIDE MEMBRANE PIXEL


Mirror Dot Series



COPPER DOT S

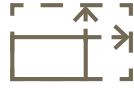


COPPER DOT M



GOLD DOT M





MAX. DIMENSIONS
3000 x 1500 mm



THICKNESS
single glass 4, 5, 6, 8, 10, 12, 15 mm
double glass 8, 10, 12, 16, 20, 24 mm



SAFETY TREATMENT
tempered, laminated,
tempered and laminated



GLASS TYPE
low iron, float, blue,
bronze, grey, green





PROCESSING OPTIONS
drilling holes, cnc
cutouts, shaping



APPLICATIONS
balustrade, cladding, doors,
dividers, feature walls, lighting,
partitions









Antique Mirror



Our antique mirrors are handcrafted by applying metal to the surface of the glass to a greater or lesser degree. We can achieve heavy, medium or light levels of the antique effect combined with four different colors - silver, copper, gold and galena . This bespoke distress technique compliments any area within an interior scheme such as lobbies, bar decoration, feature walls, etc. All mirrors can be tempered or laminated therefore satisfying any formal approvals, building and safety regulations. Each glass panel is created by our artisans and each is slightly different and unique.









Silver Oxidation Series



SILVER FINE GRAIN



SILVER GRAIN



SILVER WHITE GRAIN



SILVER COPPER STAIN



DARK SILVER STAIN



SILVER WHITE OXIDE



HEAVY SILVER-WHITE OXIDE



DOUBLE SILVER OXIDE



DARK HEAVY SILVER

Silver Sedimentation Series



SILVER SMOOTH SEDIMENT



DOUBLE SILVER SEDIMENT



OPEN SILVER SEDIMENT



OPEN SILVER GOLD



OPEN SILVER GOLD OXIDE



BLACK SILVER SEDIMENT

Gold Series



SILVER STAIN GOLD



HEAVY SEDIMENT GOLD

Galena Series



OPEN GALENA SILVER




DOUBLE GALENA OXID

Copper Series



FINE COPPER GRAIN



COPPER GRAIN



COPPER HAZE



DARK COPPER GRAIN



COPPER SCRATCH



HEAVY COPPER OXIDE



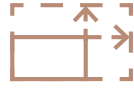
COPPER PATTERN OXIDE



MULTIPLE COPPER OXIDE



DEEP COPPER OXIDE




MAX. DIMENSIONS
3100 x 1500 mm



THICKNESS
4, 5, 6, 8, 10, 12, 15 mm



SAFETY TREATMENT
tempered, laminated,
tempered and laminated



GLASS TYPE
low iron, float, blue,
bronze, grey, green





PROCESSING OPTIONS
drilling holes, cnc
cutouts, shaping



APPLICATIONS
cladding, bar decoration,
feature walls









Metal Mesh Laminate



Mesh laminating gives you the opportunity to encapsulate a wide variety of woven metal meshes within the protective layers of glass. The decorative and aesthetic qualities of the finely woven gauze through to thick braided weaves are preserved with the structural strength and practicality of glass. An ideal product for use in structural, decorative and acoustic applications within interiors used as screens, partitions, and cladding. Metal Mesh Laminated Glass is available in three different mesh types and colors: silver, gold or bronze. Combining Metal Mesh Laminate with our other techniques - including textile laminating, mirroring and digital printing - combine to create an infinite range of new and exciting possibilities.





Plain Weave Mesh



GOLD WEAVE



SILVER WEAVE



BRONZE WEAVE

Multiple Weft Mesh



MULTIPLE GOLD



MULTIPLE SILVER




MULTIPLE BRONZE

Rope Weave Series

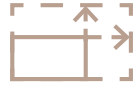


ROPE GOLD



ROPE COPPER






MAX. DIMENSIONS
3000 x 1500 mm



THICKNESS
8, 10, 12, 16, 20 mm



SAFETY TREATMENT
laminated, tempered
and laminated



GLASS TYPE
low iron, float, blue,
bronze, grey, green




PROCESSING OPTIONS
drilling holes, cnc
cutouts, shaping



APPLICATIONS
balustrade, cladding, doors,
dividers, feature walls, partitions









Textile Laminate



Created by visual artist and textile designer Silvio Vujčić, the S&S Collections brings together his innovative and experimental view on the world of textile which he merges with Bokart production technologies. The collection is divided into two categories: directional / non-directional patterns and bespoke pieces. Textile laminate is actually a textile between two or more layers of glass. The process itself freezes the moment of these textiles and brings out the organic characteristic of fibers. Laminated textiles are perfect for diffusing light and creating ambient while dividing rooms. Used by a lot of high-end interior designers and architects these products constantly provoke by its intricate nature and many details.











Burn-Out Series




BURN HOLE S WHITE




BURN HOLE S GREY

TEXTILE LAMINATE • 100



BURN HOLE S BLACK



BURN HOLE M WHITE



BURN HOLE M GREY



BURN HOLE M TRANS GREY




BURN HOLE M BLACK



BURN SQUARE S GREY




BURN SQUARE S TRANS GREY



BURN SQUARE S BLACK



MIRROR HOLE S WHITE



MIRROR HOLE S GREY

Sediment Series



GREY




GREY DRAWING



WHITE DRAWING

Fiber Etch Series



ETCH HOLE S



ETCH SKETCH

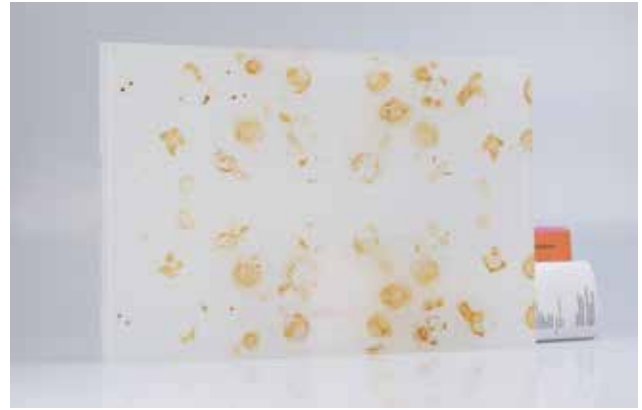


ETCH MIRROR SKETCH

Rust Imprint Series



RUST



RUST REFLECTION

S&S Bespoke Series

TEXT TEXTILE BESPOKE SERIES



TEX MIRROR WHITE



TEX MIRROR GREY

S&S Bespoke Series


INTER BESPOKE SERIES



INTER STRETCHED WHITE



INTER LINES WHITE



INTER LINES GREY



INTER TRANS

S&S Bespoke Series

ARTISANAL BESPOKE WORKS



OPEN VIEW

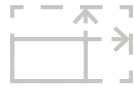


ETCH MIRROR STROKE



MICRO PLEAT GREY





MAX. DIMENSIONS
3000 x 1400 mm



THICKNESS
8, 10, 12, 16, 20 mm



SAFETY TREATMENT
laminated, tempered
and laminated




GLASS TYPE
low iron, float, blue,
bronze, grey, green




PROCESSING OPTIONS
drilling holes, cnc
cutouts, shaping



APPLICATIONS
balustrade, cladding, doors,
dividers, feature walls, lighting,
partitions










Stone Glass



We create these magnificent “stone on glass effects” by digitally printing the natural pattern of stone, marble or onyx in high resolution. Our stone patterns are actual high-resolution scans of real minerals and can be manipulated so the glass surface has no pattern repetition. These are easy and economical solutions for all interiors, especially where the stone may be priced sensitive or prohibitive. These are perfect for large public and private spaces. Backlighting the stone glass gives a beautiful translucent and opulent feel especially where natural or borrowed light cannot penetrate for example in hotel receptions, bars, restaurants, and all hospitality venues.









Onyx Series



ONYX BLANC



ONYX GRIGIO



ONYX MIELE



ONYX VERT

Marble Series



ZEBRATO



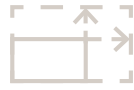
PIETRA DUCALE



ARANCIO DI SELVA



FIOR DI PESCO




MAX. DIMENSIONS
3000 x 1450 mm



THICKNESS
8, 10, 12, 16, 20 mm



SAFETY TREATMENT
laminated, tempered
and laminated



GLASS TYPE
low iron




PROCESSING OPTIONS
drilling holes, cnc
cutouts, shaping



APPLICATIONS
balustrade, cladding, doors,
dividers, feature walls, lighting,
partitions









Monolithic Glass



Monolithic glass combines beauty and strength. It is constructed from thick glass plates sculptured and fused together. The infinite ways to form the texture on the glass edges result in an original overall design that is decorative and adds a layer of security.

Monolithic glass can be produced in regular clear or low iron glass and the thickness of each plate ranges from 3 cm to 20 cm to build up the overall thickness you desire. Ideal applications - whether backlit or not - are partitions, walls and bars, and counter fronts.







Multiple Fusion Series




STATIC CUT



DYNAMIC CUT



WAVE CUT



ICE CUT

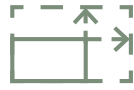


SOFT VERTICAL



SOFT CURVE VERTICAL






MAX. DIMENSIONS
3000 x 1500 mm



THICKNESS
30-100 mm



SAFETY TREATMENT
none



GLASS TYPE
low iron, float, blue,
bronze, grey, green



PROCESSING OPTIONS
drilling holes



APPLICATIONS
cladding, doors, dividers,
feature walls, partitions






Color Laminated Glass



We have over 300 colors and tones from our color laminate collection that brings you the possibility to connect the interior design scheme or change the ambiance of any room with a dramatic or subtle color. Colour laminates are highly durable and UV resistant and can transform the atmosphere of any space during daytime or night. These are ideal for public spaces, offices and schools where coloured glass plays with our perspective of the world we inhabit calming or “exciting” the space. When laminating a color film between mirror and glass we can produce coloured mirrors in a variety of tones. Combining our color lamination technique with our etch or pattern collections can create something very dramatic and will be completely unique.









Color Transparent Glass



YELLOW



ORANGE



RED



BLUE



GREEN



PURPLE


Color Mirrors



YELLOW




ORANGE



RED



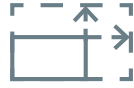
ECHO BLUE



GREEN



PURPLE




MAX. DIMENSIONS
3000 x 1200 mm



THICKNESS
8, 10, 12, 16, 20 mm



SAFETY TREATMENT
laminated, tempered
and laminated



GLASS TYPE
low iron, float



PROCESSING OPTIONS
drilling holes, cnc
cutouts, shaping



APPLICATIONS
balustrade, cladding, doors,
dividers, feature walls, lighting,
partitions





CONTACT:

ArtaGlass

Gustav van Treeck
Werkstätten für Mosaik
und Glasmalerei GmbH
Schwindstraße 3
D-80798 München

+49 (0)89 5234085
info@artaglass.com
www.artaglass.com

ArtaGlass is a brand of Gustav van Treeck Studios /
Bayerische Hofglasmalerei since 1887 / München



European Union



www.artaglass.com